

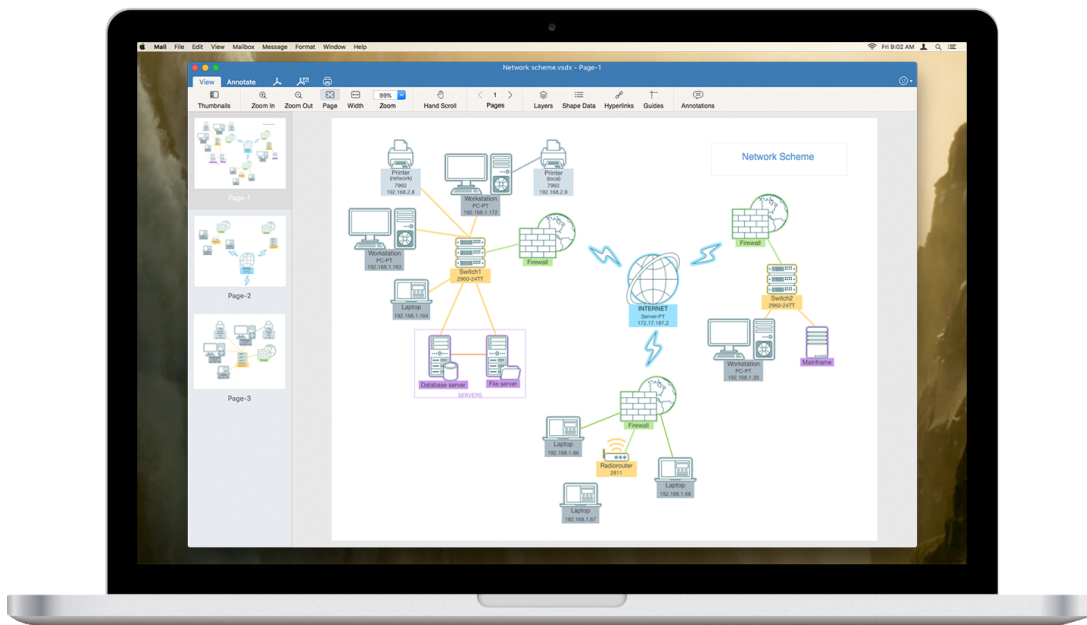


# Get Started with VSDX Annotator!

Welcome to VSDX Annotator!

VSDX Annotator is a professional tool designed to view and annotate Visio files on Mac.

This app makes it simple for MS Visio users to work in a multi platform environment. It is an excellent option for those who work on Mac, but need to view Microsoft Visio files. Also, VSDX Annotator lets you make notes and changes in the drawing and share it in PDF or in VSDX formats. It is extremely useful on the road when you travel a lot and still need to work.



Welcome to VSDX Annotator! Discover the advantages of viewing and annotating Visio drawings, diagrams, charts, and illustrations on Mac with VSDX Annotator!

## VSDX Annotator Capabilities

VSDX Annotator supports Microsoft Visio VSD, VDX and VSDX file formats. It shows the drawings exactly the same way as it is displayed in Visio. It allows you to preview complex technical drawings with layers, shape data and hyperlinks. VSDX Annotator even displays complex drawings containing metafile images and OLE objects.

A total of 12 annotation tools allows you to write text, add shapes, lines, insert graphic images and add common review notes to drawings.

VSDX Annotator really simplifies your work when you need to complete projects with a team. Convert the modified document to PDF for distribution, mail to colleagues in PDF or save VSDX for further opening in Microsoft Visio.

### Preview Visio files

- Preview Visio 2000-2013 drawings in VSD, VDX and VSDX formats. You can see multipage drawings with advanced rendering of all a Visio file's content and accurate display of:

- rich objects formatting
- metafile images
- OLE-objects
- tabulated texts
- background pages
- links
- dimensions objects and others.

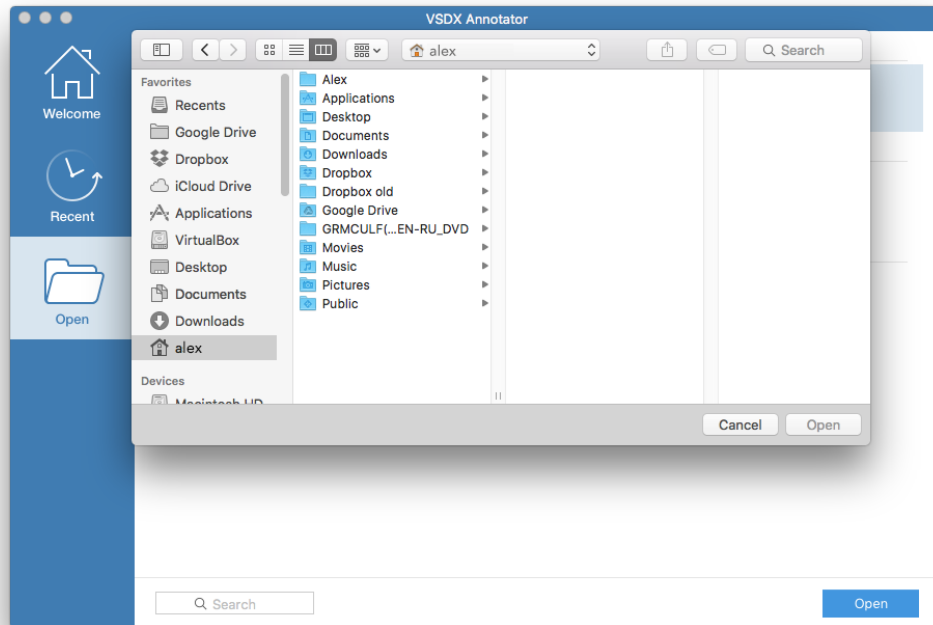
- View the layers and switch a document's layers visibility. You can even show hidden layers.

- Explore Shape Data, Hyperlinks, and Guides.

● Navigate multipage Visio documents. For convenience, you can choose scrolling and zoom tools. You can also zoom the document to page size or page width.

To open a Visio document:

1. Click the “Open” tab on the Startup Window.
2. Choose the drawing from your Mac folders.



\*The second time you open a file you can do so from the “Recent” tab, where already viewed files are stored. There is also a search option to find a file in a store of viewed Visio files.

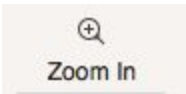
## View tools



Thumbnails - Hide Page Thumbnails



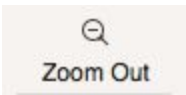
Pages - Select Active Page



Zoom In - Zoom In



Layers - Set Visible Layers



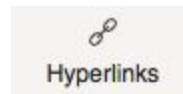
Zoom Out - Zoom Out



Shape Data - Show Shape Data



Page - Zoom to Page Size



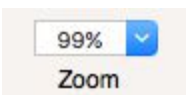
Hyperlinks - Show Hyperlinks



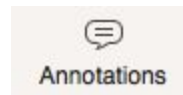
Width - Zoom to Page Width



Guides - Show Guides



Zoom - Edit Custom Zoom

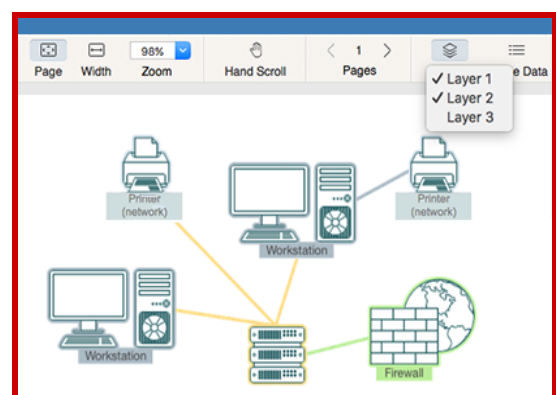
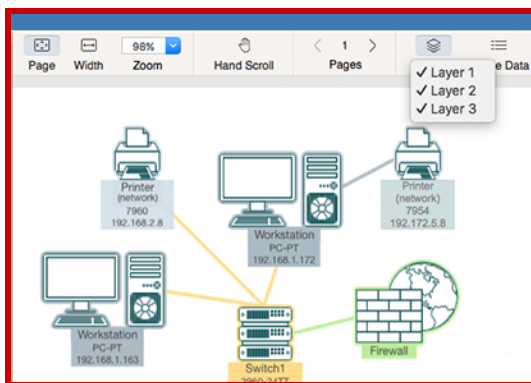


Annotations - Show Annotations

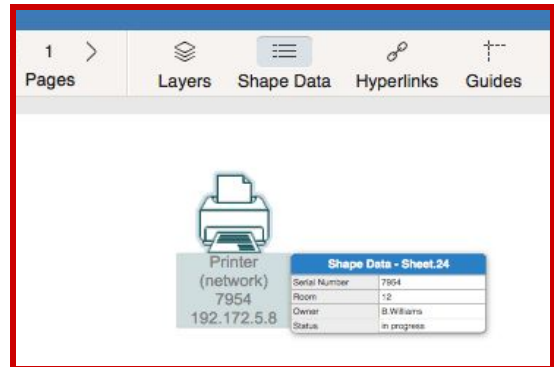
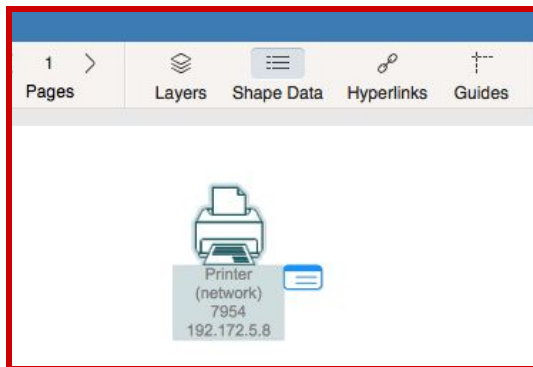


Hand Scroll - Hand Scroll Mode

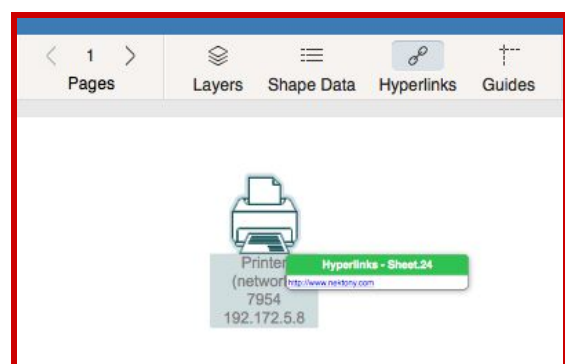
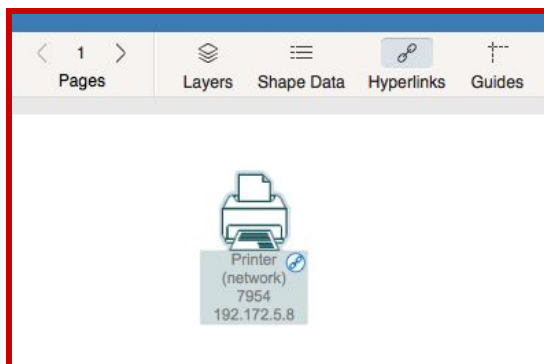
## Set the Layers you want to view



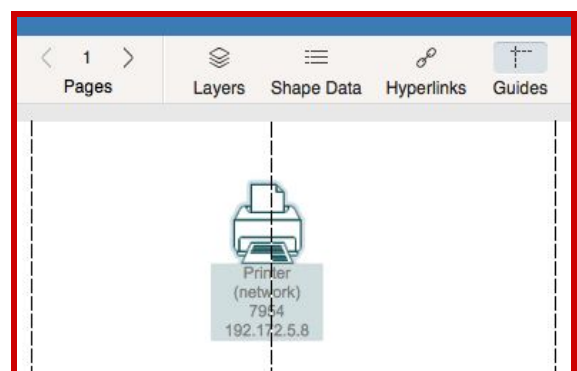
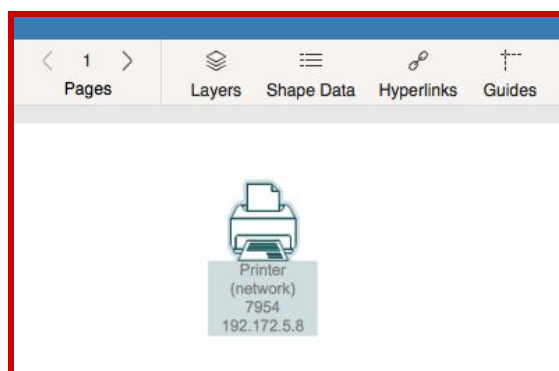
## Enable Shape Data to view detailed information of graphic objects



## Enable Hyperlinks icon to view the graphic objects` links



## Enable Guides icon to see the guides on the Visio drawing page

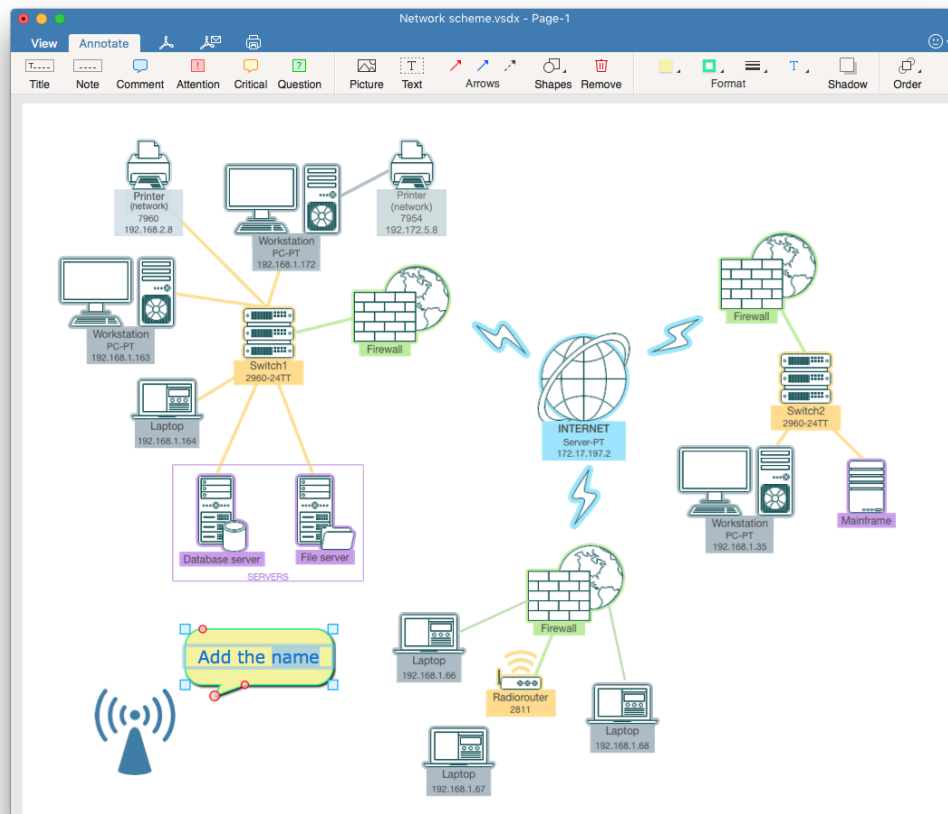


# Annotate Visio documents

VSDX Annotator is a great alternative for Microsoft Visio when you need to make some notes and changes in a Visio document on your Mac. This app makes it possible to annotate your Visio flowcharts, diagrams, schemes, drawings and other Visio files on your Mac.

VSDX Annotator provides a wide range of annotation possibilities. Create basic shapes, lines and arrows in a Visio document. Add a title, comment or question shapes for your colleagues. You can choose a shape's color, size, lines type and thickness. It is even possible to insert a graphic image to the drawing.

This app handles all of your needs, enabling you to add comments and modify a Microsoft Visio file on the OS X operating system.



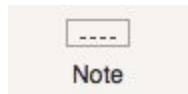
## Annotation tools



- Insert Title Shape




- Insert Red/Blue/Dash Arrow Line



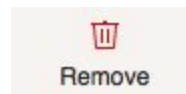
- Insert Note Shape



- Choose and Insert Shape



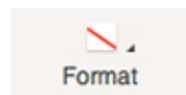
- Insert Comment Shape



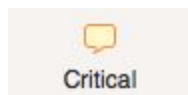
- Remove Selected Shape



- Insert Attention Shape



- Fill Color



- Insert Critical Shape



- Line Color



- Insert Question Shape



- Text Style



- Insert Picture from File



- Show Shadow



- Insert Text Box





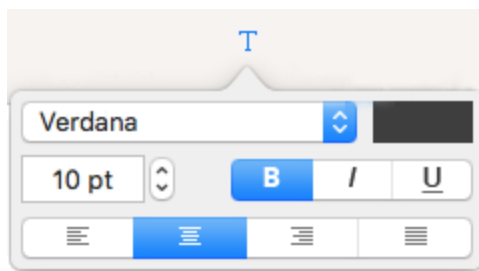
- Set Shape Order

Our team understands how important it is to have a Microsoft Visio alternative for Mac. We have created VSDX Annotator to close the gap of interoperability for those who need to share MS Visio drawings between different operation systems` users. VSDX Annotator is a powerful application with an advanced ability to modify Visio drawings on Mac.


You will love VSDX Annotator`s intuitive design and the stunning set of editing possibilities.

- Add any text shape with the ability to change:

- Size
- Font
- Color
- Line alignment
- Bold/Cursive/Underlined

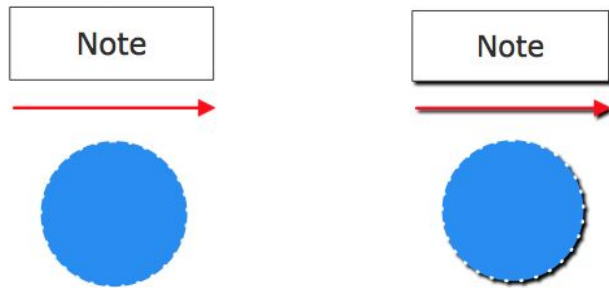


- Choose the line type for any arrow, line, shape borders.

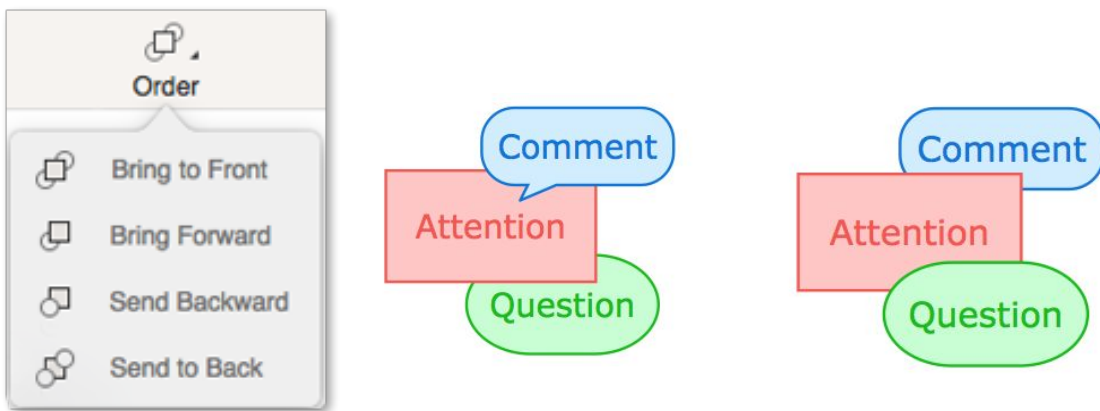




- Add a shadow for any graphic object you create.



- Easily change the order for any graphic object. Select the object and choose the action.

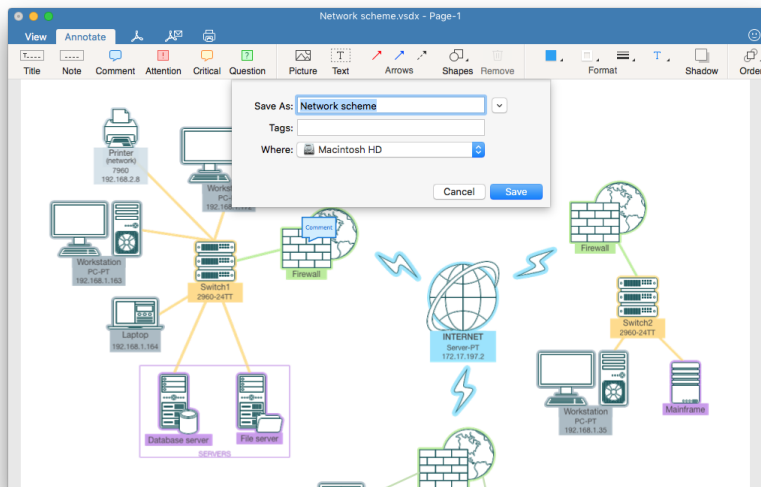


## Share modified Visio files!



### Convert Visio Drawings to PDF

Collaborate on Visio drawings in a multiplatform environment. Convert MS Visio files to most the common format, PDF. Click the appropriate button and choose a folder to save your file in.



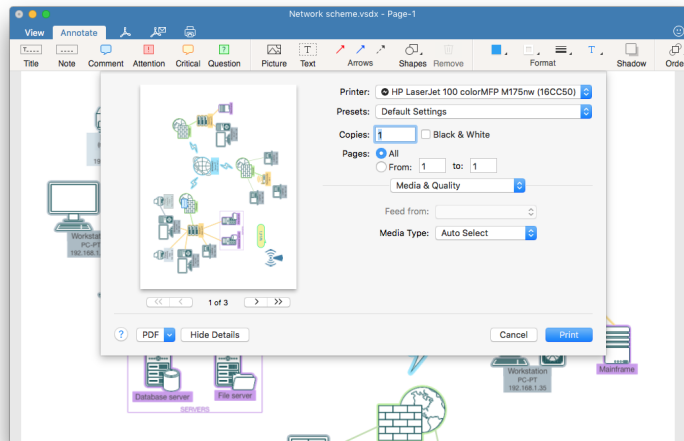
### Send the file in PDF via e-mail

VSDX Annotator allows you to mail Visio drawings to colleagues in just one click. Simply press the appropriate button and the app will attach the PDF file format of the drawing to your Mail window.



## Print Visio drawings

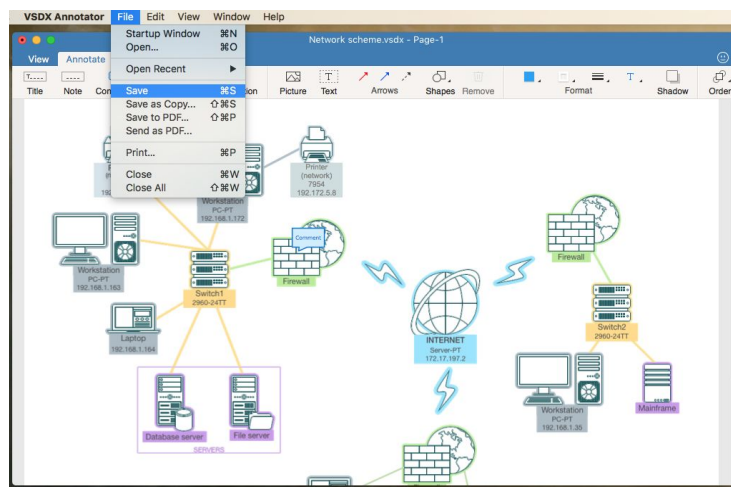
To see Visio drawing on paper just tap the "Print" button. It is possible to choose single pages to print. Note: wireless printing supported via AirPrint only.



## Save the modified VSDX file in the same file format

VSDX Annotator is an excellent MS Visio alternative for Mac users. It has an option to save the annotated .vsdx document back to .vsdx for further opening and editing in MS Visio diagramming application.

1. Go to File from the Menu Bar
2. Select Save or Save As Copy



\*Note "Save as .vsdx" option is available only for VSDX files

## VSDX Annotator - view and annotate Visio drawings on Mac!

VSDX Annotator is a powerful and professional tool, designed to open and annotate Visio drawings on Mac.

This app empowers professionals to communicate with visual graphic documentations. It is a perfect solution for separated teams that need to interface with flowcharts, diagrams, schemes and other drawings on different operation systems.

Contact us:

[support@nektony.com](mailto:support@nektony.com)

[www.nektony.com](http://www.nektony.com)